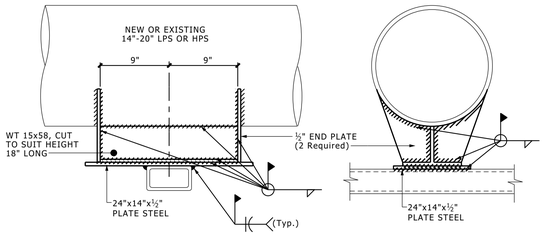

SIDE VIEW FRONT VIEW

A LPS & HPS ANCHOR DETAIL
NO SCALE

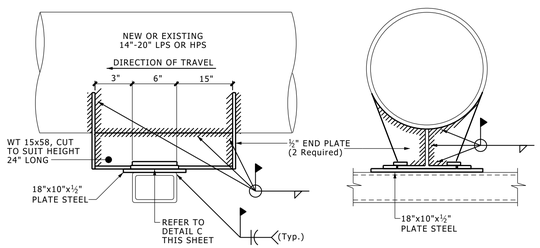

SIDE VIEW FRONT VIEW

POSITION PIPE ATTACHMENT TO MAINTAIN FULL CONTACT WITH SUPPORT,TRAVELING THROUGH CENTER,BETWEEN COLD AND HOT POSITIONS.

B GUIDE TRAVERSE DETAIL
NO SCALE

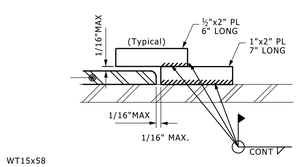

WT15x58 SHALL SLIDE FREELY

FRONT VIEW

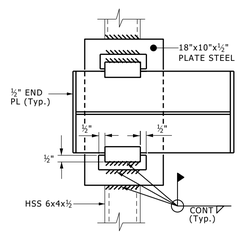

PLAN VIEW

GUIDE INSTALLATION SHALL INSURE GUIDE BEARING SURFACE PARALLEL TO THE CENTERLINE AXIS OF PIPE TO ALLOW FREE MOVEMENT OF EXPANSION JOINT WITHOUT BINDING.

POSITION PIPE ATTACHMENT TO MAINTAIN FULL CONTACT WITH SUPPORT,TRAVELING THROUGH CENTER,BETWEEN COLD AND HOT POSITIONS.

C DETAIL FOR GUIDE
NO SCALE

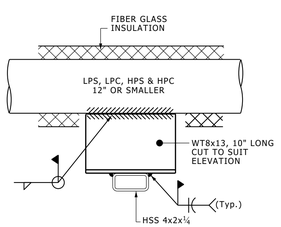

LONGITUDINAL VIEW

D ANCHOR DETAIL
NO SCALE

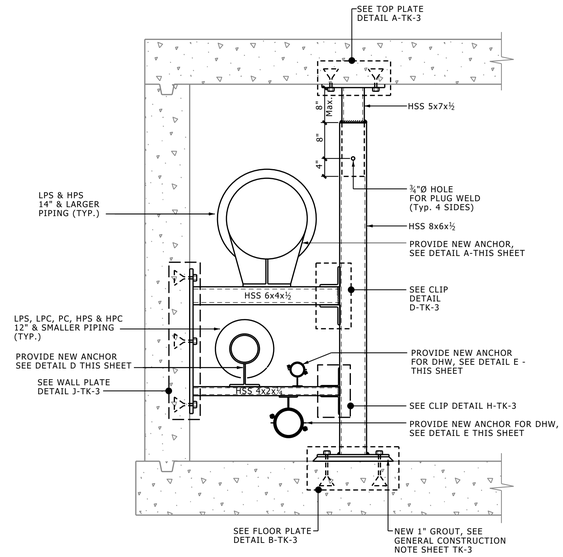

1 ANCHOR SUPPORT SECTION
TK-2 SCALE: ¾" = 1'-0"

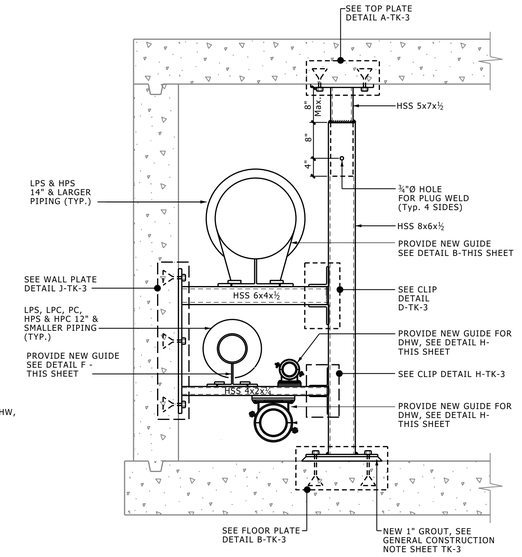

2 GUIDE SUPPORT SECTION
TK-2 SCALE: ¾" = 1'-0"

Note to Designers:

(1) PREFERRED STEEL SUPPORT DETAILS FOR EXISTING AND NEW TUNNELS ARE SHOWN IN THIS SHEET.

(2) DETAILS NOT INTENDED AS FINALIZED DESIGN. INTENT IS TO SHOW PREFERENCES IN CONSTRUCTION AND REQUIRED DEPTH OF DETAILS TO BE PROVIDED IN BID DOCUMENTS. DESIGN ENGINEER SHALL DETERMINE APPROPRIATE APPLICATION AND ADEQUACY.

Tool Kit Overview

THIS TOOL KIT IS INTENDED TO INDICATE DETAILS THAT WERE SUCCESSFUL IN PAST PROJECTS AND TO INDICATE LEVEL OF DETAIL REQUIRED IN THE BID DOCUMENTS. THESE DETAILS ARE NOT 'CUT AND PASTE' FOR ALL PROJECTS.

EACH SUPPORT SHOULD HAVE A CONSTRUCTION REFERENCE NOTE REFERRING TO A SECTION DETAIL. SUPPORTS THAT ARE IDENTICAL MAY USE THE SAME NOTE AND SECTION DETAIL (AS IN CONSTRUCTION REFERENCE NOTES 5 AND 6). NOT ALL SUPPORTS HAVE BEEN DETAILED FOR THIS EXAMPLE.

NOTE:
GIVE EXISTING CONDITIONS TO SUPPORT ACCURATE BIDDING. CONSULT AEC FOR AVAILABLE DRAWING AND/OR LASER SCAN FILES.

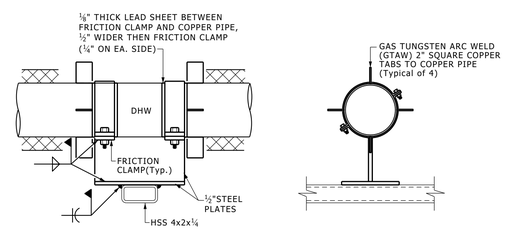

LONGITUDINAL VIEW

FRONT VIEW

DHW ANCHOR NOTES:

1. PRIOR TO THE COMMENCEMENT OF WELD PROCESS, OBTAIN U OF M REPRESENTATIVE APPROVAL FOR ORIENTATION AND LOCATION OF COMPONENT.
2. BOLTS SHALL BE POSITIONED TO BE ACCESSIBLE FROM AISLEWAY.

E DHW ANCHOR DETAIL
NO SCALE

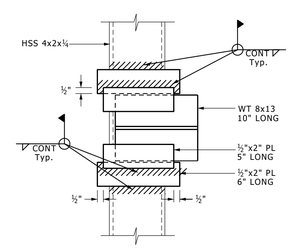

TOP VIEW

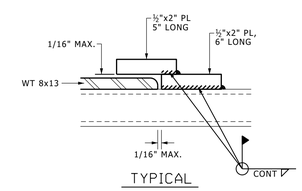

TYPICAL

WT 8x13 SHALL SLIDE FREELY.

GUIDE INSTALLATION SHALL INSURE GUIDE BEARING SURFACE PARALLEL TO THE CENTERLINE AXIS OF PIPE TO ALLOW FREE MOVEMENT OF EXPANSION JOINT WITHOUT BINDING.

G DETAIL FOR GUIDE
NO SCALE

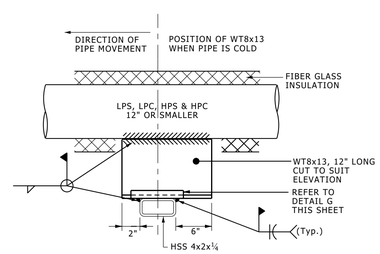

LONGITUDINAL VIEW

POSITION PIPE ATTACHMENT TO MAINTAIN FULL CONTACT WITH SUPPORT,TRAVELING THROUGH CENTER,BETWEEN COLD AND HOT POSITIONS.

F GUIDE DETAIL
NO SCALE

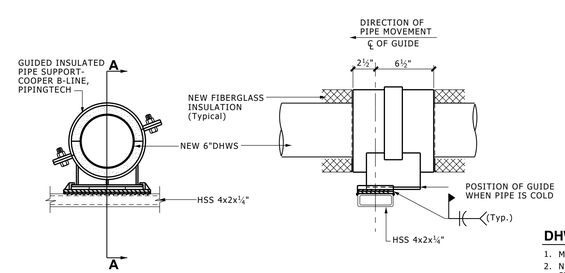

FRONT VIEW LONGITUDINAL VIEW

H DHW GUIDE DETAIL
NO SCALE

DHW GUIDE NOTES

1. MANUFACTURER'S STANDARD MODEL B3000 SHALL BE MODIFIED TO SUIT EACH PROJECT.
2. NOTE B3000 BASE DESIGN SHALL BE MODIFIED FOR 1/16" CLEARANCE IN LIEU OF STANDARD ⅛".
3. MANUFACTURER'S STANDARD "B" DIMENSION SHOWN IN CATALOG IS NOT APPLICABLE. CONTRACTOR MAY FIELD MEASURE AND ORDER GUIDES WITH CUSTOM "B" DIMENSION AT EACH LOCATION. THE DRAWINGS ARE PREPARED WITH BOP TO BASE OF GUIDE EQUAL TO ONE INCH PLUS INSULATION THICKNESS. BUT ACTUAL BOP DIMENSION TO FLOOR VARIES. USE STEEL PLATE SHIMS AS DETAILED.
4. PRIOR TO FINAL WELDING OBTAIN U OF M REPRESENTATIVE APPROVAL AT ALL GUIDE INSTALLATIONS.

SCALE: 3/4" = 1'-0"
1" 8" 4" 0 1" 2" 3'

UNIVERSITY OF MICHIGAN
ARCHITECTURE, ENGINEERING AND CONSTRUCTION
ARCHITECTURE & ENGINEERING
326 East Hoover, Mail Stop B
Ann Arbor, MI 48109-1002
Phone: 734-764-3414
Fax: 734-936-3334

TUNNEL TOOL-KIT

REFERENCE DETAILS, SUPPORTS & SECTIONS

For

Design Professionals Use if Deemed Applicable and Adequate for Project

Not For Construction

UM TUNNEL TOOL KIT REFERENCE DETAILS, SUPPORTS & SECTIONS
FOR DESIGN PROFESSIONAL USE IF DEEMED APPLICABLE & ADEQUATE
APPROVED BY
AEC - Architecture & Engineering
REPRESENTING
PS/BB — DRAWN BY
CAD — PROJECT LEAD
CAD/BB — DESIGNED BY
REVIEWED BY

MARK	ISSUED FOR/REVISIONS	DATE
•	Posted to Web	• 10/20/23
•	New Master	• 06/20/23
•	Draft Master for Review	• 05/08/23

Tunnels

Tool Kit

University Of Michigan
Ann Arbor , MI

UNIVERSITY OF MICHIGAN
ARCHITECTURE, ENGINEERING AND CONSTRUCTION
326 East Hoover, Mail Stop E
Ann Arbor, MI 48109-1002
Phone: 734-763-3020
Fax: 734-763-3238

P0000XXXX — U OF M PROJECT NO.
XXXX — BUILDING NO.

SHEET TITLE: Mechanical

Anchors & Guides Typical Supports, Sections & Details

SHEET NO.
TK-2
SHEET NO. OF 13 SHEET FILE NO.

10/19/2023 1:33:11 PM pschmand Q:\AES\PROJECT TYPES\TUNNELS\TUNNEL TOOL-KIT\CAD\TK-02 Rev 2023_10_20.dgn